

# PERFECT FIT™


SINGLE Fixture Series by Northwest LED

Job Name
Notes

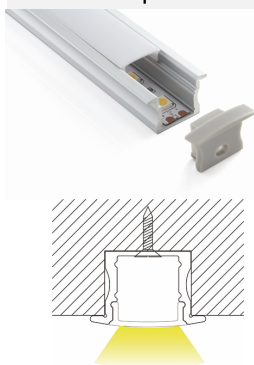
**Professional quality, custom LED light fixtures without the custom price!**

## Housing Options (H x W)

**S** = Single 5/8" x 11/16"



**Q** = Recessed Single  
5/8" x 11/16" x 15/16" flange  
Inset depth = 1/2"



Fixtures shown in silver finish with frosted lens

## Features



- ETL certified fixtures conform to UL Std 2108 and NEC requirements.
- Color Rendering Index (CRI) of 95 or above. Brings out true colors
- Fixtures require a separate LED driver and are dimmable when powered with an approved dimmable driver.
- Custom fabricated in the USA in lengths from 4-inches up to 16 feet.
- Miniature hardwired fixtures are easily hidden under or inside cabinets, and do not require special cables or connectors.
- 5/8" deep housing minimizes LED imaging on the lens.
- 2-year warranty when powered with a Northwest LED approved driver. Ask for details.

## Diffuser Lens Options

### Standard Lenses

Frosted (f) - produces a softer, slightly warmer diffused light and is preferred with reflective surfaces to minimize glare and reflection.

Prismatic (p) - produces a brighter, slightly whiter light and is preferred where maximum light output is desired and the fixture is hidden from normal view.

### Specialty Lenses (select models only)

Focus (x) - allows the light to be "focused" into a narrow 30 degree beam for wall wash effects.


Opal (o) - heavily frosted for maximum light diffusion (reduces light output).

Black (b) - appears black when not lit, best for areas where de-emphasizing the lens is desired (reduces light output).

Single fixture with Focus Lens



### Finish Options



Brightness Options	Voltage DC	Watts/ Ft.	LEDs/ Ft.	Lumen/ Ft.
Soft (SO)	12	1.5	18	130
Medium Bright (MB)	12/24	2.9	36	260
Bright (BR)	12	4	18	350
Extra Bright (XB)	12/24	4.4	36	400
Ultra Bright (UB)	24	5.5	39	763
Warm Dim (WD)	24	2.9	68	275

### LED Color Options

27-18 k	Warm Dim 2700k dims to 1800k (24V only)
2400 k	Very Warm White (MB only)
2700 k	Incandescent White
3000 k	Halogen White
4000 k	Natural White

## Ordering Information

All SINGLE series fixtures come standard with "Silver" finish, a single 2 foot long lead and 3M foam mounting tape. Please specify the housing style, color temperature, brightness level, and finished length for each fixture. Fixtures may *optionally* be ordered with extra long leads, leads on both ends, interconnected with a short "jumper" to allow fixtures to be mounted around corners or with mounting clips. Finish options other than silver generally require additional lead time. Please call for availability and pricing.

**Example: LinF12-Sf-BR-30k-34-L36**

Voltage/Model	Lens	Brightness	Color Temp	Fixture Length In Inches	Options
LinF12/24-S,Q	f = frosted p = prismatic x = focus o = opal b = black	SO=Soft MB=Med Bright BR =Bright XB=Extra Bright UB=Ultra Bright	24k=2400k (MB only) 27k=2700k 30k=3000k 40k=4000k	4 (minimum) to 192 (maximum)	L=lead length (other than 2' std.) S=second lead length I=interconnect MC= mounting clips RC=rotating clips
LinF24-S,Q	f, p, x, o, b	WD=Warm Dim	27k-18k	4 to 192	L, S, I, MC, RC

Northwest LED