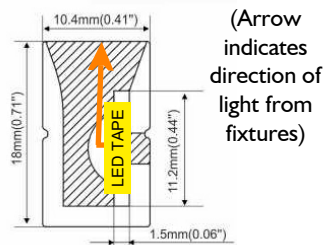


Job Name
Notes

Professional quality, energy efficient waterproof flexible light fixtures. Custom fabricated-without the custom price!

9018S Side Emitting (formerly I02-S)

Light projects perpendicular from the LED Ribbon

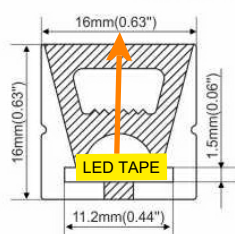


Features

- Uniform lighting with “dot free” output.
- Custom fabricated in the USA in lengths from 4-inches to 16 feet.
- Flexible - create curves with a radius of 2-inches or greater.
- Waterproof IP67 rating for wet locations.
- Dimmable when powered with an approved dimmable driver. (sold separately)
- 2-year warranty when powered with a Northwest LED driver.

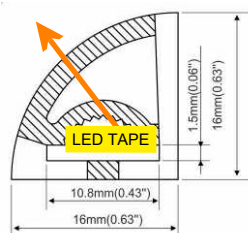
9616T Top Emitting (formerly I03-T)

Light projects parallel to the LED Ribbon



9616C Corner Emitting (formerly I616-C)

Light projects 45 degrees from LED Ribbon




Brightness Options	Voltage DC	Watts/ Ft.	LEDs/ Ft.	LED Lumen/ Ft.	Fixture Lumen/ Ft.
Soft (SO)	12	1.5	18	130	64
Medium Bright (MB)	12/24	2.9	36	260	128
Bright (BR)	12	4	18	350	175
Extra Bright (XB)	12/24	4.4	36	400	198

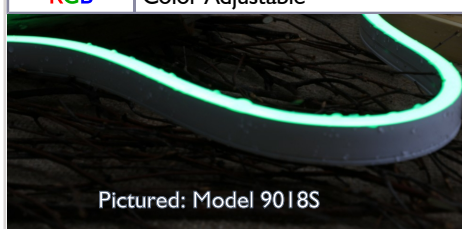
LED Color Options

2400 k	Very Warm White (12V MB only)
2700 k	Incandescent White
3000 k	Halogen White
3500 k	Architectural White
4000 k	Natural White
5000 k	Clinic White
RGB	Color Adjustable

Rigid Mounting Channel



Bendable Mounting Channel



Pictured: Model 9018S

Ordering Information

All NEON FLEX series fixtures are made of flexible & waterproof dual silicone extrusion and come standard with mounting clips. Please specify the fixture style, color temperature, brightness level, and finished length for each fixture. Fixtures may *optionally* be ordered with extra long leads, leads on both ends or interconnected with a short “jumper” to allow fixtures to be mounted around corners.

Examples: LinF12-9616T-RGB-65-L10
LinF24-9616C-XB-30k-96

Model /voltage	Brightness	Color Temp	Fixture Length In Inches	Options
LinF12-9018S LinF12-9616T LinF12-9616C	SO=Soft XB=Extra Bright MB=Medium Bright BR=Bright	24k=2400k 40k=4000k 27k=2700k 50k=5000k 30k=3000k RGB	4" to 196"	L=lead length (<2') S=second lead length I=interconnect RMC=Rigid Mounting Channel BMC=Bendable Mtg. Channel MC=Mounting Clips
LinF24-9012S LinF24-9616T LinF24-9616C	MB XB	27k, 30k 27k, 30k, 35k, 40k	4" to 196"	L, S, I, RMC, BMC, MC